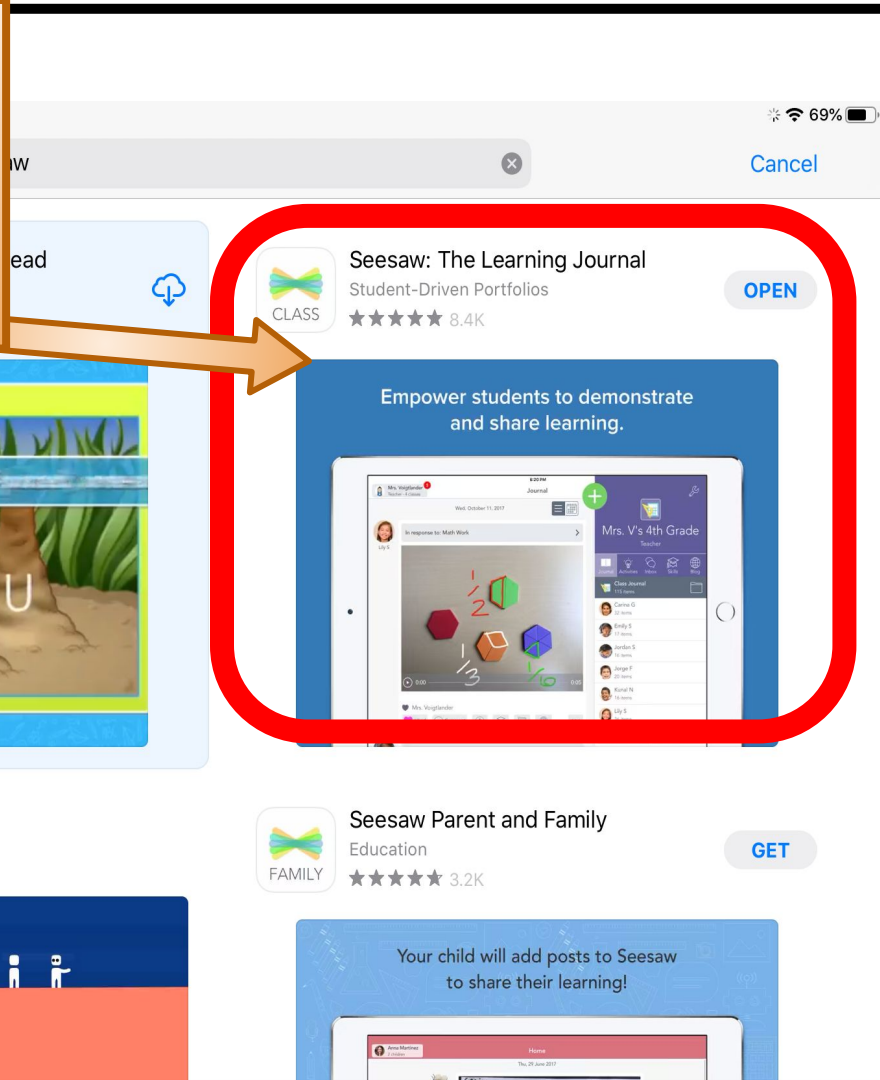


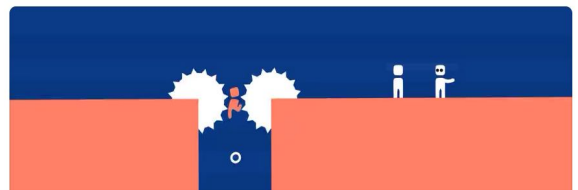
How to sign in to Seesaw at home

An online learning journal

**1. Download the Seesaw:
Learning Journal app for your
child to access their learning.**




FEATURED GAME
see/saw



Seesaw Parent and Family
Education
★★★★★ 3.2K
GET



2. Select "  I'm a student  "



Seesaw

I'm a Teacher

 I'm a Student 

[Families, get the Seesaw Family app!](#)

[Terms of Service](#) and [Privacy Policy](#)

3. Enter the unique code emailed to you.

Student Sign In


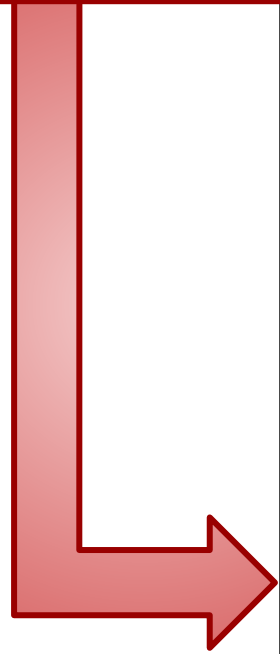
Scan Class QR Code

TEXT CODE

Go

Google / Email Sign In

Terms of Service and Privacy Policy



It's a 12 letter code

Click Journal to find messages from the teacher and work your child has completed.

The screenshot displays the Seesaw app interface. At the top, a green header bar features a profile icon of a bear with a rainbow, the text "2021 Kindy Teacher", and a white wrench icon. Below the header is a navigation bar with icons for "Journal" (selected), "Activities", "Inbox", and "Skills". A blue arrow points from the text box to the "Journal" icon. The main content area shows a large message with a rainbow background and a pink box containing the text "Welcome to Seesaw!". Below the message is a date stamp "October 28, 2020, 9:22 PM" and interaction icons for "Like", "Comment", and a folder icon. On the right side, a list of items is visible, including "Class Journal" (1 item) and "Sample Student" (1 item), each with a small profile icon. A green "Add" button with a white plus sign is located in the top right corner of the app interface.



Activities

Sight Words

16 Mar 2020



Activity 3: Get to Know You

Use crayons and paper to draw a picture of yourself.

[+ Add response](#)

1. Tap the add button.



2. Take a photo of your drawing.



3. Tap the mic and tell us about you.



4. Tap the check to add to your journal

Play Instructions (00:00)

[+ Add Response](#)

16 Mar 2020

Sunday **Monday** **Tuesday** **Wednesday** **Thursday** **Friday** **Saturday**

The Today Song 1/3

Today is _____
 Today is _____
 All day long
 All day long
 Yesterday was _____
 Tomorrow will be _____
 Oh what fun!
 Oh what fun!

Days of the Week song

Move the days to correct spot for today and sing the song.

Waiting for response

[+ Add Response](#)

Morning activities

16 Mar 2020



Kindy Teal

Student



Activities

Inbox



Waiting for Response

12



Class Activities

Click the lightbulb to find the activities for the day.

You're ready to go!